

Signify Classified - Internal
Cooper Lighting Solutions Photometric Lab
1121 Highway 74 South
Peachtree City, GA 30269



Scaled data based on original data using
LM-79-08 Approved Method: Electrical and Photometric Measurements of Solid-
State Lighting Products

Test Report Prepared for
Cooper Lighting Solutions
(formerly Eaton)

Brand: STREETWORKS

Report Number: P867719

Luminaire Tested: **MEM2-HTN-SA-120-727-U-T4W-HSS**

Issue Date: 08/21/2024



Test Information

Test Method: LM-79-08
Report Number: P867719
Test Lab: INNOVATION CENTER(G3)
Issue Date: 08/21/2024
Manufacturer: COOPER LIGHTING SOLUTIONS (FORMERLY EATON)
Product Line: STREETWORKS
Catalog Number: MEM2-HTN-SA-120-727-U-T4W-HSS
Description: EPIC MODERN TALL HOUSING DISCRETE LED ARRAYS 120W 70CRI 2700K
FIXTURE w/ TYPE IV WIDE DISTRIBUTION OPTIC AND HOUSE SIDE SHIELD
Light Source: (20) 2700K CCT, 70 CRI LEDS
Ballast/Driver: ELECTRONIC DRIVER

Summary

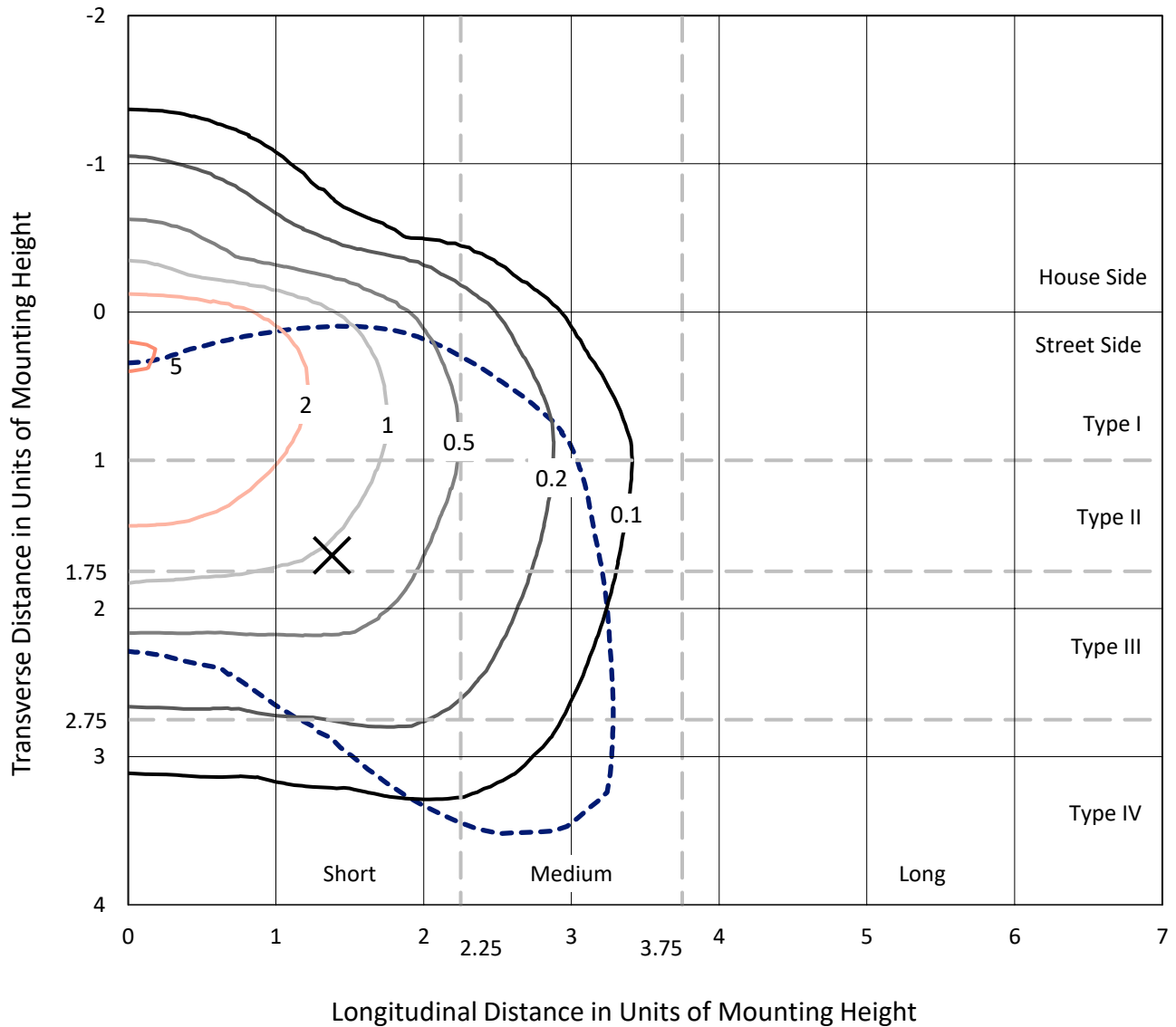
Lumens per Lamp: N/A
Luminaire Lumens: 8981.7 lumens
Efficiency: N/A
Efficacy: 88.9 lumens/watt
Luminous Opening: Rectangular (W 0.67' x L: 0.33' x H: 0')
IES Classification: Type IV - Short
BUG Rating: B1 - U0 - G2

Input Watts (W): 101
Input Voltage (V): 120
Input Current (A_{in}): NR
Voltage Rise (V): NR
Power Factor: 0.99
Total Harmonic Distortion (THDi): 9.45%
Frequency (hertz): 60
Stabilization Time: NR
Operation Time: NR
Ambient Temperature (°C): NR
Test Distance: 24 FT

REPORT NUMBER: P867719
 CATALOG NUMBER: MEM2-HTN-SA-120-727-U-T4W-HSS

Iso-Footcandle Lines of Horizontal Illumination

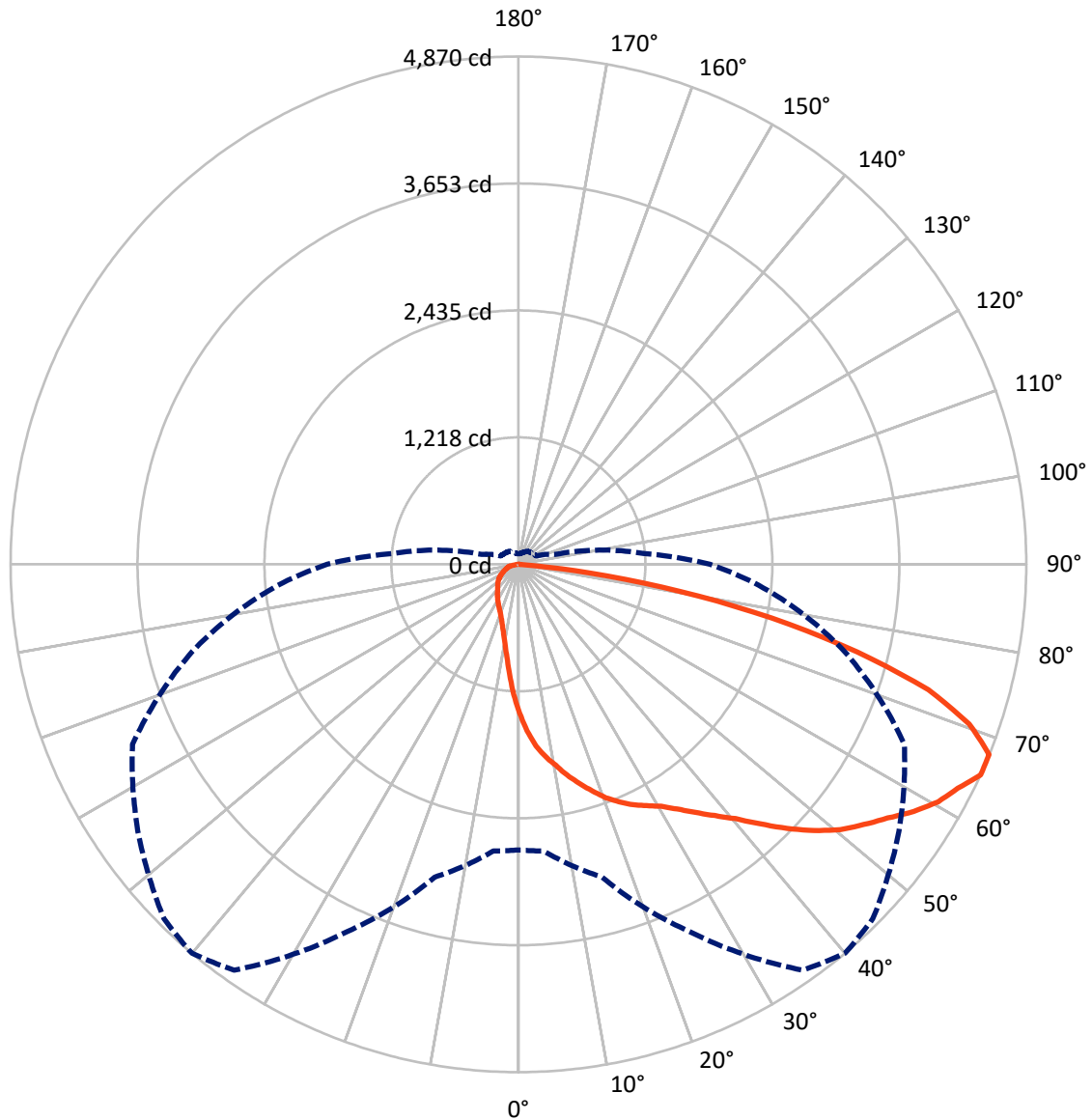
✕ Max cd
 - - - 1/2 Max cd



Based on 20 foot mounting height. Maximum calculated value = 5.2 fc
 Type IV - Short - N/A

REPORT NUMBER: P867719
CATALOG NUMBER: MEM2-HTN-SA-120-727-U-T4W-HSS

Luminous Intensity Polar Plot



— Vertical Plane Through 40-Deg Lateral - - - Horizontal Cone Through 65-Deg Vertical

REPORT NUMBER: P867719

CATALOG NUMBER: MEM2-HTN-SA-120-727-U-T4W-HSS

FLUX DISTRIBUTION:

		Downward	Upward	Total
House Side	Lumens	1075.3	0.0	1075.3
	% Fixture	12.0	0.0	12.0
Street Side	Lumens	7906.4	0.0	7906.4
	% Fixture	88.0	0.0	88.0
Total	Lumens	8981.7	0.0	8981.7
	% Fixture	100.0	0.0	100.0

ZONAL LUMENS:

Zone	Lumens	% Fixture
0°-10°	133.6	1.5
10°-20°	401.9	4.5
20°-30°	691.3	7.7
30°-40°	1045.0	11.6
40°-50°	1528.0	17.0
50°-60°	1951.6	21.7
60°-70°	1947.6	21.7
70°-80°	1142.1	12.7
80°-90°	140.7	1.6
90°-100°	0.0	0.0
100°-110°	0.0	0.0
110°-120°	0.0	0.0
120°-130°	0.0	0.0
130°-140°	0.0	0.0
140°-150°	0.0	0.0
150°-160°	0.0	0.0
160°-170°	0.0	0.0
170°-180°	0.0	0.0
0°-90°	8981.7	100.0
0°-180°	8981.7	100.0

Coefficient of Utilization



REPORT NUMBER: P867719

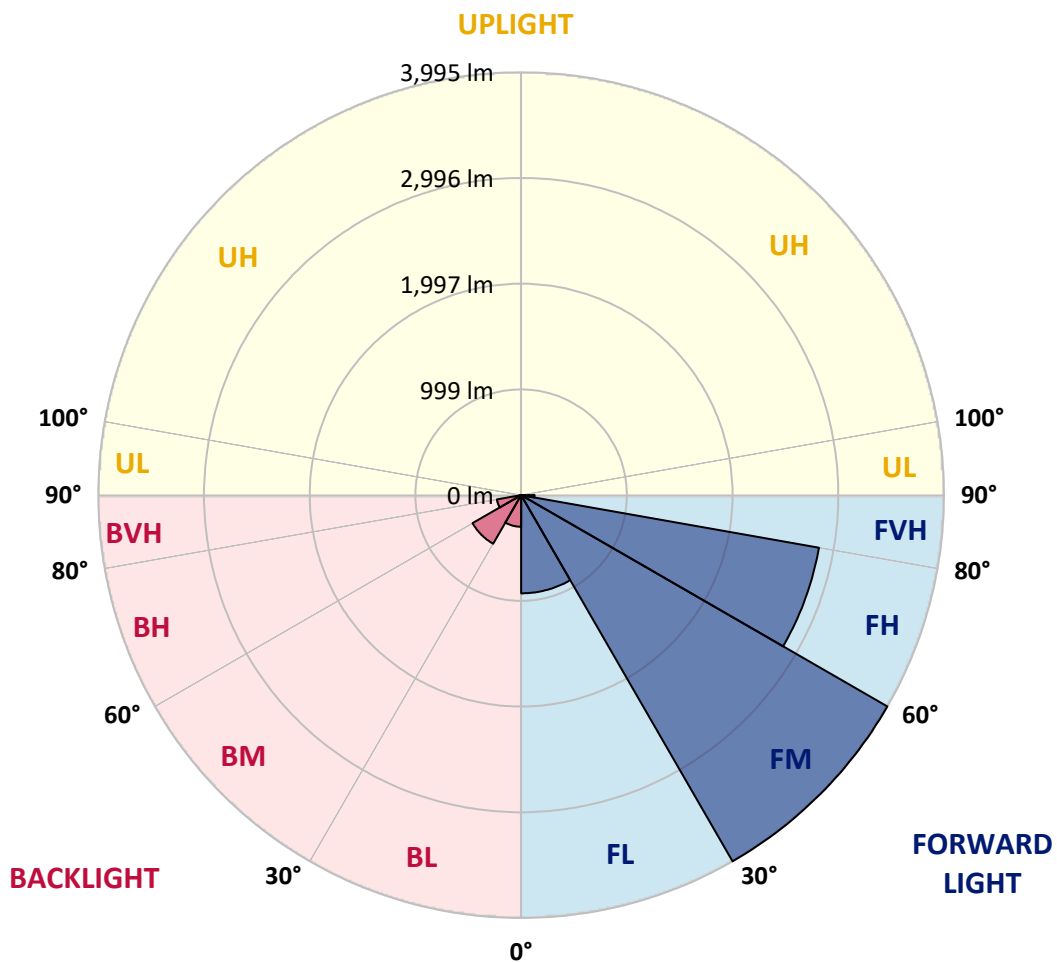
CATALOG NUMBER: MEM2-HTN-SA-120-727-U-T4W-HSS

LUMINAIRE CLASSIFICATION SYSTEM LUMEN TABLE AND BUG RATING:

Zone	Lumens	% Fixture	Zone Rating/Lumen Limit		
			B	U	G
FL (0°-30°)	927.7	10.3			
FM (30°-60°)	3994.6	44.5			
FH (60°-80°)	2856.9	31.8			G2/5000
FVH (80°-90°)	127.1	1.4			G2/225
BL (0°-30°)	299.1	3.3	B1/500		
BM (30°-60°)	529.9	5.9	B1/1000		
BH (60°-80°)	232.8	2.6	B1/500		G1/500
BVH (80°-90°)	13.5	0.2			G1/100
UL (90°-100°)	0.0	0.0		U0/0	
UH (100°-180°)	0.0	0.0		U0/0	

BUG Rating: B1-U0-G2

Type IV Short





REPORT NUMBER: P867719

CATALOG NUMBER: MEM2-HTN-SA-120-727-U-T4W-HSS

CANDELA DISTRIBUTION (FULL):

	0°	5°	15°	25°	35°	40°	45°	55°	65°	75°	85°
0°	1427.7	1427.7	1427.7	1427.7	1427.7	1427.7	1427.7	1427.7	1427.7	1427.7	1427.7
2.5°	1665.7	1658.1	1642.9	1630.2	1612.5	1597.3	1582.1	1554.3	1518.8	1488.5	1450.5
5°	1830.2	1817.5	1807.4	1792.2	1761.9	1749.2	1739.1	1680.9	1620.1	1556.8	1473.3
7.5°	1946.7	1956.8	1936.5	1913.7	1875.8	1860.6	1845.4	1787.2	1711.2	1620.1	1501.1
10°	2080.8	2083.3	2058.0	2030.2	1989.7	1959.3	1939.1	1868.2	1784.6	1683.4	1531.5
12.5°	2209.9	2209.9	2194.7	2154.2	2101.1	2073.2	2037.8	1956.8	1855.5	1736.5	1566.9
15°	2313.7	2318.8	2306.1	2275.7	2217.5	2179.5	2144.1	2050.4	1921.3	1797.3	1594.8
17.5°	2407.4	2404.8	2397.2	2369.4	2313.7	2283.3	2247.9	2144.1	1997.3	1845.4	1637.8
20°	2470.7	2470.7	2468.1	2452.9	2412.4	2389.6	2346.6	2237.8	2080.8	1916.3	1683.4
22.5°	2518.7	2516.2	2516.2	2518.7	2496.0	2473.2	2455.5	2346.6	2166.9	1977.0	1729.0
25°	2559.3	2556.7	2564.3	2569.4	2559.3	2554.2	2533.9	2450.4	2273.2	2047.9	1774.5
27.5°	2612.4	2620.0	2617.5	2617.5	2614.9	2620.0	2617.5	2546.6	2377.0	2123.8	1822.6
30°	2695.9	2708.6	2701.0	2690.9	2690.9	2693.4	2706.1	2660.5	2498.5	2217.5	1875.8
32.5°	2890.9	2878.2	2825.0	2789.6	2794.7	2797.2	2809.9	2784.5	2620.0	2323.8	1931.5
35°	3113.6	3098.4	3040.2	2959.2	2931.4	2921.2	2918.7	2903.5	2751.6	2437.7	1997.3
37.5°	3402.2	3407.3	3321.2	3204.8	3121.2	3057.9	3045.3	3012.4	2865.6	2541.5	2065.6
40°	3695.9	3675.6	3602.2	3488.3	3323.7	3207.3	3169.3	3123.8	2994.7	2650.4	2131.4
42.5°	3979.4	3941.4	3845.2	3721.2	3528.8	3402.2	3316.1	3257.9	3113.6	2769.4	2194.7
45°	4349.0	4240.1	4068.0	3956.6	3716.1	3612.3	3533.8	3404.7	3255.4	2888.3	2270.7
47.5°	4640.1	4430.0	4273.0	4224.9	3911.0	3814.8	3743.9	3564.2	3399.7	3022.5	2349.1
50°	4586.9	4457.8	4419.8	4376.8	4057.8	3999.6	3933.8	3746.5	3546.5	3164.3	2425.1
52.5°	4450.2	4465.4	4513.5	4440.1	4186.9	4146.4	4103.4	3941.4	3693.3	3280.7	2493.4
55°	4341.4	4371.7	4500.8	4478.1	4341.4	4295.8	4265.4	4133.8	3835.1	3387.0	2551.7
57.5°	4143.9	4118.6	4280.6	4543.9	4505.9	4470.5	4440.1	4336.3	3979.4	3463.0	2589.6
60°	3832.5	3738.9	3956.6	4462.9	4619.8	4624.9	4607.2	4488.2	4095.8	3463.0	2569.4
62.5°	3394.6	3306.0	3574.3	4192.0	4680.6	4728.7	4718.5	4541.3	4146.4	3387.0	2490.9
65°	2739.0	2759.2	3106.0	3885.7	4751.4	4870.4	4807.1	4455.3	4083.2	3240.2	2313.7
67.5°	2187.1	2247.9	2559.3	3488.3	4718.5	4867.9	4779.3	4212.3	3812.3	3035.2	2042.8
70°	1726.4	1766.9	2025.1	2951.6	4430.0	4586.9	4475.5	3840.1	3354.1	2718.7	1698.6
72.5°	1349.2	1387.2	1607.4	2361.8	3928.7	4111.0	3971.8	3338.9	2782.0	2306.1	1349.2
75°	1025.2	1053.1	1217.6	1820.1	3128.8	3356.6	3255.4	2673.2	2171.9	1825.1	1032.8
77.5°	660.7	698.7	883.5	1275.8	2209.9	2483.3	2496.0	1997.3	1561.9	1318.9	759.4
80°	437.9	453.1	567.0	830.3	1359.4	1572.0	1645.4	1349.2	997.4	840.4	546.8
82.5°	182.3	202.5	270.9	417.7	680.9	683.5	782.2	569.6	405.0	356.9	230.4
85°	5.1	10.1	7.6	20.3	17.7	27.8	32.9	45.6	32.9	35.4	35.4
87.5°	0.0	0.0	2.5	2.5	5.1	5.1	5.1	5.1	5.1	7.6	5.1
90°	0.0	0.0	0.0	0.0	0.0	0.0	0.0	0.0	0.0	0.0	0.0



REPORT NUMBER: P867719

CATALOG NUMBER: MEM2-HTN-SA-120-727-U-T4W-HSS

CANDELA DISTRIBUTION (continued):

	90°	95°	105°	115°	125°	135°	145°	155°	165°	175°	180°
0°	1427.7	1427.7	1427.7	1427.7	1427.7	1427.7	1427.7	1427.7	1427.7	1427.7	1427.7
2.5°	1432.8	1410.0	1364.4	1329.0	1291.0	1263.2	1237.9	1210.0	1192.3	1194.8	1177.1
5°	1432.8	1389.7	1298.6	1217.6	1144.2	1091.0	1032.8	987.2	954.3	949.3	964.5
7.5°	1440.4	1369.5	1232.8	1111.3	1010.0	926.5	865.7	820.2	797.4	782.2	779.7
10°	1448.0	1354.3	1172.0	1017.6	891.1	799.9	746.8	696.1	670.8	668.3	660.7
12.5°	1453.0	1336.6	1116.4	924.0	792.3	706.3	653.1	612.6	592.3	592.3	589.8
15°	1470.7	1331.5	1058.1	853.1	716.4	632.9	587.3	554.4	541.7	534.1	531.6
17.5°	1485.9	1321.4	1007.5	782.2	648.0	574.6	531.6	508.8	496.2	491.1	488.6
20°	1508.7	1316.3	959.4	724.0	597.4	526.5	493.6	473.4	465.8	460.7	460.7
22.5°	1531.5	1311.3	911.3	673.4	554.4	491.1	460.7	443.0	435.4	432.9	430.3
25°	1559.3	1308.7	870.8	630.3	516.4	463.2	435.4	420.2	410.1	405.0	405.0
27.5°	1587.2	1311.3	830.3	587.3	483.5	437.9	410.1	392.4	384.8	374.6	377.2
30°	1625.2	1313.8	797.4	551.8	455.7	412.6	387.3	364.5	354.4	349.3	349.3
32.5°	1663.1	1323.9	764.5	518.9	427.8	392.4	362.0	341.7	329.1	326.6	324.0
35°	1703.6	1331.5	734.1	491.1	405.0	369.6	339.2	319.0	308.8	306.3	306.3
37.5°	1749.2	1344.2	711.3	465.8	382.2	346.8	319.0	298.7	291.1	288.6	288.6
40°	1797.3	1364.4	693.6	443.0	364.5	326.6	301.2	283.5	278.5	275.9	275.9
42.5°	1845.4	1382.1	678.4	425.3	346.8	308.8	288.6	270.9	263.3	263.3	263.3
45°	1891.0	1394.8	663.2	407.6	329.1	296.2	273.4	258.2	250.6	250.6	250.6
47.5°	1931.5	1407.5	640.4	389.8	311.4	278.5	260.7	245.5	238.0	238.0	238.0
50°	1974.5	1415.1	615.1	367.1	293.6	265.8	248.1	230.4	225.3	222.8	222.8
52.5°	2009.9	1415.1	582.2	344.3	273.4	248.1	232.9	217.7	210.1	205.0	205.0
55°	2035.3	1415.1	546.8	316.4	253.1	232.9	217.7	202.5	192.4	184.8	184.8
57.5°	2050.4	1407.5	506.3	283.5	232.9	212.6	202.5	184.8	164.5	149.4	144.3
60°	2037.8	1384.7	463.2	248.1	210.1	194.9	187.3	164.5	136.7	129.1	129.1
62.5°	1984.6	1331.5	420.2	217.7	192.4	177.2	169.6	144.3	124.0	116.4	116.4
65°	1835.3	1202.4	367.1	189.9	172.1	162.0	151.9	129.1	111.4	101.3	101.3
67.5°	1617.6	1037.9	306.3	167.1	154.4	146.8	139.2	116.4	98.7	88.6	88.6
70°	1311.3	837.9	260.7	146.8	136.7	131.6	124.0	106.3	86.1	78.5	78.5
72.5°	1030.3	658.2	217.7	131.6	126.6	116.4	111.4	93.7	78.5	70.9	70.9
75°	767.0	491.1	192.4	116.4	116.4	103.8	101.3	83.5	68.3	63.3	63.3
77.5°	564.5	364.5	167.1	101.3	101.3	91.1	86.1	73.4	63.3	58.2	58.2
80°	382.2	248.1	124.0	75.9	75.9	73.4	68.3	63.3	53.2	48.1	45.6
82.5°	162.0	103.8	60.8	38.0	35.4	27.8	22.8	17.7	17.7	15.2	15.2
85°	27.8	12.7	12.7	10.1	7.6	7.6	7.6	5.1	5.1	5.1	5.1
87.5°	5.1	5.1	5.1	5.1	5.1	5.1	2.5	2.5	2.5	2.5	2.5
90°	0.0	0.0	0.0	0.0	0.0	0.0	0.0	0.0	0.0	0.0	0.0

LM-79-2019: Approved Method: Electrical and Photometric Measurements of Solid-State Lighting Products

Report Prepared for

Cooper Lighting Solutions

Streetworks

Report Number: SP1-2407-157-3

Test Date: 08/07/2024

Luminaire Tested: MEM2-HTN-SA-40-727-U-5WQ-2

Data in this report applies to families of products including MEM2-HTN-SA-40-727-U-5WQ-2

Test Information

Test Method: LM-79-2019
 Report Number: SP1-2407-157-3
 Test Lab: COOPER LIGHTING SOLUTIONS
 Photometer: SP1 - 76IN SPHERE
 Measurement Geometry: 4π
 Issue Date: 08/20/2024
 Manufacturer: COOPER LIGHTING SOLUTIONS
 Product Line: Streetworks
 Catalog Number: **MEM2-HTN-SA-40-727-U-5WQ-2**
 Description: Epic Modern Light Square 40W 5WQ Optic and Flare Trim

Spectral Parameters

CCT (K): 2747
 CIE u': 0.2606
 CIE v': 0.5257
 Duv: -0.0005
 CIE x: 0.4552
 CIE y: 0.4082
 CIE z: 0.1366
 Peak Wavelength (nm): 597
 Dominant Wavelength (nm): 584
 Purity: 59.16856
 R_f: 75.5
 R_g: 93.6

CRI (Ra):	71.7		
R1:	68.1	R9:	-35.3
R2:	83.9	R10:	64.2
R3:	94.7	R11:	61.7
R4:	66.3	R12:	53.9
R5:	67.4	R13:	71.2
R6:	78.7	R14:	97.6
R7:	75.0	R15:	59.3
R8:	39.4		



Test Conditions

Stabilization Time: 22M
 Operation Time: 1H 22M
 Sphere Temperature (°C): 24.2

REPORT NUMBER: SP1-2407-157-3

Measurement and Test Equipment			
Instrument	Identification Number	Calibration Date	Calibration Due Date
Photometer	IN0058	6/18/2024	12/18/2024
Power Meter	INXT2011004	2/8/2024	2/8/2025
AC Power Source	IN0063	10/24/2023	10/24/2024
DC Power Source	IN0208	10/24/2023	10/24/2024
Sphere Thermometer	IN0085	10/24/2023	10/24/2024
Room Thermometer	IN0046	10/24/2023	10/24/2024

REPORT NUMBER: SP1-2407-157-3

CIE 1931 Chromaticity Diagram



CIE 1931 Chromaticity Diagram with 2017 ANSI 7-Step and 4-Step Quadrangles



Point lies inside the ANSI 2700K 4-step quadrangle

REPORT NUMBER: SP1-2407-157-3

Photopic Flux vs. Wavelength



Photopic Lumens: NR

λ (nm)	Power W [^] /nm	Lumens (ϕ /nm)	λ (nm)	Power W [^] /nm	Lumens (ϕ /nm)	λ (nm)	Power W [^] /nm	Lumens (ϕ /nm)	λ (nm)	Power W [^] /nm	Lumens (ϕ /nm)	λ (nm)	Power W [^] /nm	Lumens (ϕ /nm)
360	0	NR	490	103	NR	620	846	NR	750	20	NR	880	0	NR
365	0	NR	495	130	NR	625	784	NR	755	17	NR	885	1	NR
370	0	NR	500	171	NR	630	720	NR	760	15	NR	890	0	NR
375	0	NR	505	221	NR	635	652	NR	765	13	NR	895	0	NR
380	0	NR	510	268	NR	640	587	NR	770	11	NR	900	0	NR
385	0	NR	515	313	NR	645	521	NR	775	9	NR	905	0	NR
390	0	NR	520	350	NR	650	461	NR	780	8	NR	910	0	NR
395	0	NR	525	381	NR	655	406	NR	785	7	NR	915	0	NR
400	0	NR	530	407	NR	660	353	NR	790	6	NR	920	0	NR
405	2	NR	535	435	NR	665	307	NR	795	5	NR	925	0	NR
410	4	NR	540	462	NR	670	264	NR	800	4	NR	930	0	NR
415	9	NR	545	496	NR	675	227	NR	805	4	NR	935	0	NR
420	20	NR	550	534	NR	680	196	NR	810	3	NR	940	0	NR
425	38	NR	555	582	NR	685	167	NR	815	3	NR	945	0	NR
430	69	NR	560	638	NR	690	144	NR	820	2	NR	950	0	NR
435	120	NR	565	700	NR	695	122	NR	825	2	NR	955	0	NR
440	193	NR	570	767	NR	700	103	NR	830	2	NR	960	0	NR
445	316	NR	575	836	NR	705	88	NR	835	2	NR	965	0	NR
450	469	NR	580	898	NR	710	74	NR	840	1	NR	970	0	NR
455	431	NR	585	947	NR	715	63	NR	845	1	NR	975	0	NR
460	264	NR	590	982	NR	720	54	NR	850	1	NR	980	0	NR
465	197	NR	595	997	NR	725	46	NR	855	1	NR	985	0	NR
470	155	NR	600	997	NR	730	39	NR	860	1	NR	990	0	NR
475	108	NR	605	978	NR	735	33	NR	865	1	NR	995	0	NR
480	90	NR	610	947	NR	740	28	NR	870	1	NR	1000	0	NR
485	92	NR	615	900	NR	745	24	NR	875	1	NR			

REPORT NUMBER: SP1-2407-157-3

Scotopic Flux vs. Wavelength



Scotopic Lumens: NR

S/P: 1.13

λ (nm)	Power W [^] /nm	Lumens (φ/nm)	λ (nm)	Power W [^] /nm	Lumens (φ/nm)	λ (nm)	Power W [^] /nm	Lumens (φ/nm)	λ (nm)	Power W [^] /nm	Lumens (φ/nm)	λ (nm)	Power W [^] /nm	Lumens (φ/nm)
360	0	NR	490	103	NR	620	846	NR	750	20	NR	880	0	NR
365	0	NR	495	130	NR	625	784	NR	755	17	NR	885	1	NR
370	0	NR	500	171	NR	630	720	NR	760	15	NR	890	0	NR
375	0	NR	505	221	NR	635	652	NR	765	13	NR	895	0	NR
380	0	NR	510	268	NR	640	587	NR	770	11	NR	900	0	NR
385	0	NR	515	313	NR	645	521	NR	775	9	NR	905	0	NR
390	0	NR	520	350	NR	650	461	NR	780	8	NR	910	0	NR
395	0	NR	525	381	NR	655	406	NR	785	7	NR	915	0	NR
400	0	NR	530	407	NR	660	353	NR	790	6	NR	920	0	NR
405	2	NR	535	435	NR	665	307	NR	795	5	NR	925	0	NR
410	4	NR	540	462	NR	670	264	NR	800	4	NR	930	0	NR
415	9	NR	545	496	NR	675	227	NR	805	4	NR	935	0	NR
420	20	NR	550	534	NR	680	196	NR	810	3	NR	940	0	NR
425	38	NR	555	582	NR	685	167	NR	815	3	NR	945	0	NR
430	69	NR	560	638	NR	690	144	NR	820	2	NR	950	0	NR
435	120	NR	565	700	NR	695	122	NR	825	2	NR	955	0	NR
440	193	NR	570	767	NR	700	103	NR	830	2	NR	960	0	NR
445	316	NR	575	836	NR	705	88	NR	835	2	NR	965	0	NR
450	469	NR	580	898	NR	710	74	NR	840	1	NR	970	0	NR
455	431	NR	585	947	NR	715	63	NR	845	1	NR	975	0	NR
460	264	NR	590	982	NR	720	54	NR	850	1	NR	980	0	NR
465	197	NR	595	997	NR	725	46	NR	855	1	NR	985	0	NR
470	155	NR	600	997	NR	730	39	NR	860	1	NR	990	0	NR
475	108	NR	605	978	NR	735	33	NR	865	1	NR	995	0	NR
480	90	NR	610	947	NR	740	28	NR	870	1	NR	1000	0	NR
485	92	NR	615	900	NR	745	24	NR	875	1	NR			

REPORT NUMBER: SP1-2407-157-3

Melanopic Flux vs. Wavelength



Melanopic Lumens: NR

M/P: 2.04

λ (nm)	Power W [^] /nm	Lumens (φ/nm)	λ (nm)	Power W [^] /nm	Lumens (φ/nm)	λ (nm)	Power W [^] /nm	Lumens (φ/nm)	λ (nm)	Power W [^] /nm	Lumens (φ/nm)	λ (nm)	Power W [^] /nm	Lumens (φ/nm)
360	0	NR	490	103	NR	620	846	NR	750	20	NR	880	0	NR
365	0	NR	495	130	NR	625	784	NR	755	17	NR	885	1	NR
370	0	NR	500	171	NR	630	720	NR	760	15	NR	890	0	NR
375	0	NR	505	221	NR	635	652	NR	765	13	NR	895	0	NR
380	0	NR	510	268	NR	640	587	NR	770	11	NR	900	0	NR
385	0	NR	515	313	NR	645	521	NR	775	9	NR	905	0	NR
390	0	NR	520	350	NR	650	461	NR	780	8	NR	910	0	NR
395	0	NR	525	381	NR	655	406	NR	785	7	NR	915	0	NR
400	0	NR	530	407	NR	660	353	NR	790	6	NR	920	0	NR
405	2	NR	535	435	NR	665	307	NR	795	5	NR	925	0	NR
410	4	NR	540	462	NR	670	264	NR	800	4	NR	930	0	NR
415	9	NR	545	496	NR	675	227	NR	805	4	NR	935	0	NR
420	20	NR	550	534	NR	680	196	NR	810	3	NR	940	0	NR
425	38	NR	555	582	NR	685	167	NR	815	3	NR	945	0	NR
430	69	NR	560	638	NR	690	144	NR	820	2	NR	950	0	NR
435	120	NR	565	700	NR	695	122	NR	825	2	NR	955	0	NR
440	193	NR	570	767	NR	700	103	NR	830	2	NR	960	0	NR
445	316	NR	575	836	NR	705	88	NR	835	2	NR	965	0	NR
450	469	NR	580	898	NR	710	74	NR	840	1	NR	970	0	NR
455	431	NR	585	947	NR	715	63	NR	845	1	NR	975	0	NR
460	264	NR	590	982	NR	720	54	NR	850	1	NR	980	0	NR
465	197	NR	595	997	NR	725	46	NR	855	1	NR	985	0	NR
470	155	NR	600	997	NR	730	39	NR	860	1	NR	990	0	NR
475	108	NR	605	978	NR	735	33	NR	865	1	NR	995	0	NR
480	90	NR	610	947	NR	740	28	NR	870	1	NR	1000	0	NR
485	92	NR	615	900	NR	745	24	NR	875	1	NR			

Summary

$R_f = 75.5$
 $R_g = 93.6$
 $CIE R_a = 71.7$
 $R_g = -35.3$



Color Vector Graphics



Individual Sample Fidelity Index ($R_{f,i}$)

CES01 = 86	CES26 = 68	CES51 = 87	CES76 = 63
CES02 = 63	CES27 = 90	CES52 = 85	CES77 = 79
CES03 = 31	CES28 = 87	CES53 = 78	CES78 = 66
CES04 = 71	CES29 = 71	CES54 = 86	CES79 = 87
CES05 = 50	CES30 = 85	CES55 = 84	CES80 = 85
CES06 = 52	CES31 = 74	CES56 = 75	CES81 = 67
CES07 = 42	CES32 = 66	CES57 = 75	CES82 = 93
CES08 = 41	CES33 = 80	CES58 = 76	CES83 = 91
CES09 = 29	CES34 = 79	CES59 = 85	CES84 = 89
CES10 = 77	CES35 = 89	CES60 = 90	CES85 = 72
CES11 = 60	CES36 = 93	CES61 = 81	CES86 = 59
CES12 = 66	CES37 = 88	CES62 = 91	CES87 = 77
CES13 = 43	CES38 = 93	CES63 = 77	CES88 = 79
CES14 = 74	CES39 = 97	CES64 = 67	CES89 = 65
CES15 = 72	CES40 = 93	CES65 = 66	CES90 = 80
CES16 = 48	CES41 = 93	CES66 = 63	CES91 = 80
CES17 = 51	CES42 = 89	CES67 = 61	CES92 = 55
CES18 = 57	CES43 = 78	CES68 = 68	CES93 = 72
CES19 = 73	CES44 = 99	CES69 = 78	CES94 = 48
CES20 = 67	CES45 = 85	CES70 = 63	CES95 = 66
CES21 = 88	CES46 = 81	CES71 = 61	CES96 = 76
CES22 = 80	CES47 = 86	CES72 = 86	CES97 = 81
CES23 = 92	CES48 = 74	CES73 = 56	CES98 = 76
CES24 = 91	CES49 = 79	CES74 = 93	CES99 = 64
CES25 = 73	CES50 = 86	CES75 = 66	



Color Rendition by Hue-Angle Bin



Measure Comparisons



(END OF REPORT)